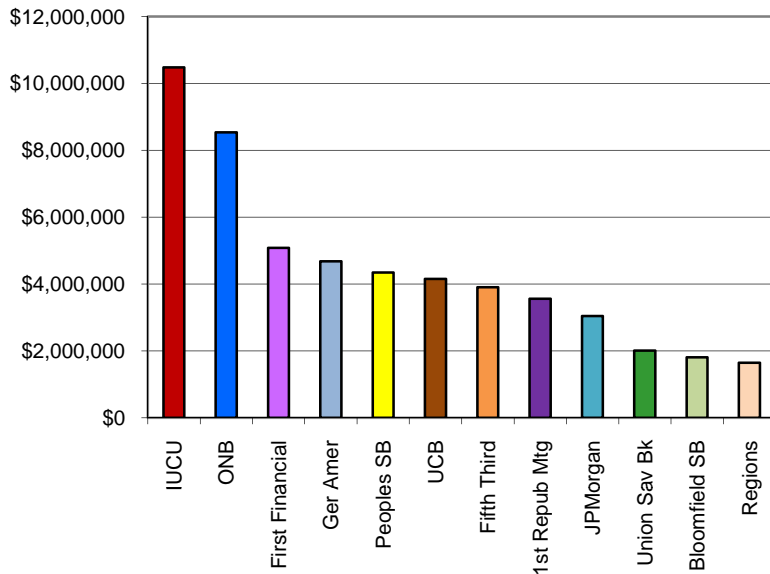




People who care. Service you trust.

Dollars - May 2012



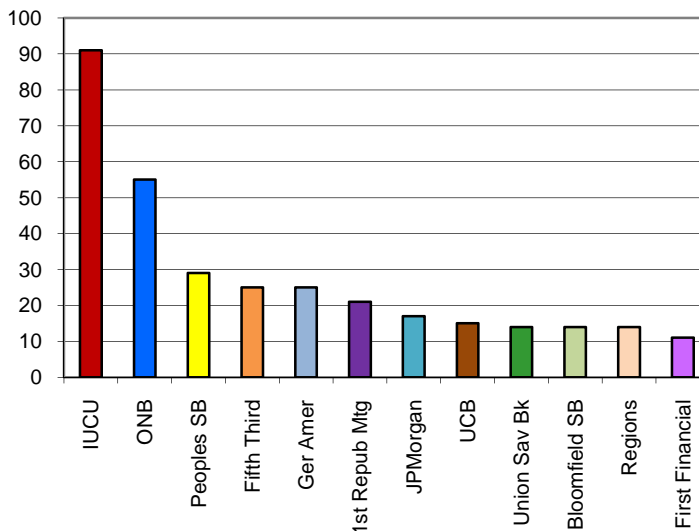
Residential and commercial property mortgages filed in Monroe County during May 2012.

| | |
|-----------------|------------|
| IUCU | 10,484,204 |
| ONB | 8,540,557 |
| First Financial | 5,085,940 |
| Ger Amer | 4,681,548 |
| Peoples SB | 4,347,444 |
| UCB | 4,152,750 |
| Fifth Third | 3,906,383 |
| 1st Repub Mtg | 3,566,390 |
| JPMorgan | 3,049,506 |
| Union Sav Bk | 2,010,312 |
| Bloomfield SB | 1,811,312 |
| Regions | 1,647,709 |

Note- Charts & report do not include re-recordings, modifications, or those recorded without a property description. Fifth Third includes Fifth Third Bank & Fifth Third Mtg, Regions includes Regions Bank & Regions Mtg.

Transactions - May 2012

| | |
|-----------------|----|
| IUCU | 91 |
| ONB | 55 |
| Peoples SB | 29 |
| Fifth Third | 25 |
| Ger Amer | 25 |
| 1st Repub Mtg | 21 |
| JPMorgan | 17 |
| UCB | 15 |
| Union Sav Bk | 14 |
| Bloomfield SB | 14 |
| Regions | 14 |
| First Financial | 11 |





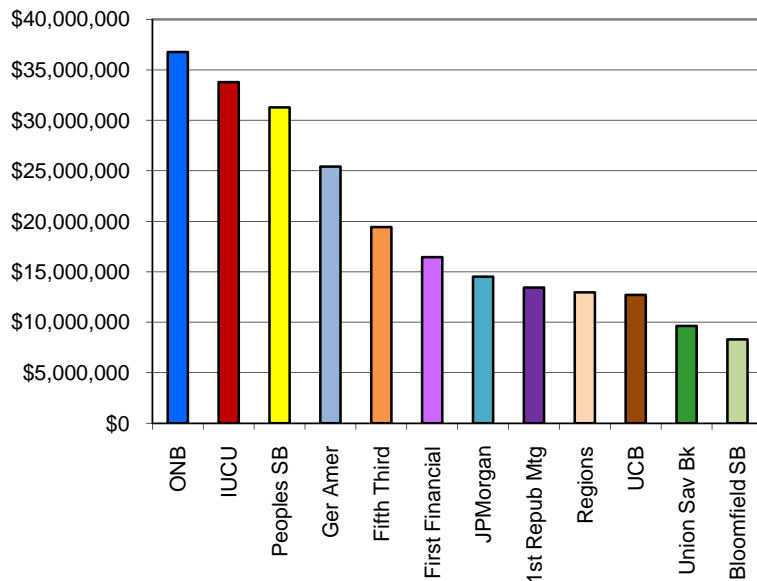
Mortgage Report covering all mortgages on Monroe County property, both residential and commercial, filed with the Monroe County Recorder during the month of May 2012.

| Lender | 0 to \$49,999 | | \$50,000 to \$199,999 | | \$200,000-\$499,999 | | \$500,000 & up | | Total Docs | % | Total | | |
|--------------------------|---------------|------------------|-----------------------|-------------------|---------------------|-------------------|----------------|-------------------|------------|------------|-------------------|------------|-----|
| | Docs | Amount | Docs | Amount | Docs | Amount | Docs | Amount | | | Docs | Amount | % |
| ALLY BANK | 0 | 0 | 1 | 184,000 | 0 | 0 | 0 | 0 | 0 | 1 | 0.2 | 184,000 | 0.2 |
| ALLIED HOME MORTGAGE | 0 | 0 | 0 | 0 | 0 | 0 | 0 | 0 | 0 | 0 | 0 | 0 | 0 |
| BAXTER CREDIT UNION | 0 | 0 | 5 | 658,450 | 1 | 247,000 | 0 | 0 | 6 | 1.2 | 905,450 | 1.1 | |
| BANK OF AMERICA | 0 | 0 | 2 | 304,550 | 2 | 611,461 | 0 | 0 | 4 | 0.8 | 916,011 | 1.1 | |
| BLOOMFIELD STATE BANK | 1 | 36,800 | 10 | 930,092 | 3 | 844,420 | 0 | 0 | 14 | 2.9 | 1,811,312 | 2.2 | |
| CRANE FEDERAL CU | 2 | 24,000 | 2 | 286,000 | 1 | 250,000 | 0 | 0 | 5 | 1 | 560,000 | 0.7 | |
| CITIMORTGAGE | 0 | 0 | 0 | 0 | 0 | 0 | 0 | 0 | 0 | 0 | 0 | 0 | 0 |
| EVERBANK | 0 | 0 | 0 | 0 | 0 | 0 | 0 | 0 | 0 | 0 | 0 | 0 | 0 |
| FARM CREDIT SERVICES M | 0 | 0 | 2 | 242,234 | 1 | 335,495 | 0 | 0 | 3 | 0.6 | 577,729 | 0.7 | |
| FIRST FINANCIAL BANK | 0 | 0 | 8 | 599,000 | 0 | 0 | 3 | 4,486,940 | 11 | 2.3 | 5,085,940 | 6.2 | |
| FARMERS AND MECHANICS | 0 | 0 | 0 | 0 | 0 | 0 | 0 | 0 | 0 | 0 | 0 | 0 | 0 |
| FIRST REPUBLIC MORTGAGE | 0 | 0 | 14 | 1,452,371 | 7 | 2,114,019 | 0 | 0 | 21 | 4.3 | 3,566,390 | 4.3 | |
| FIFTH THIRD BANK | 4 | 84,350 | 2 | 267,000 | 0 | 0 | 1 | 1,046,000 | 7 | 1.4 | 1,397,350 | 1.7 | |
| FIFTH THIRD MORTGAGE | 0 | 0 | 14 | 1,498,883 | 4 | 1,010,150 | 0 | 0 | 18 | 3.7 | 2,509,033 | 3 | |
| GERMAN AMERICAN BANCORP | 4 | 154,300 | 11 | 1,356,550 | 10 | 3,170,698 | 0 | 0 | 25 | 5.2 | 4,681,548 | 5.7 | |
| GATEWAY MORTGAGE GROUP | 0 | 0 | 6 | 731,821 | 1 | 236,000 | 0 | 0 | 7 | 1.4 | 967,821 | 1.2 | |
| HOOSIER HILLS CU | 1 | 34,000 | 1 | 190,000 | 0 | 0 | 0 | 0 | 2 | 0.4 | 224,000 | 0.3 | |
| HALLMARK HOME MTG | 0 | 0 | 16 | 2,220,982 | 7 | 2,134,783 | 0 | 0 | 23 | 4.7 | 4,355,765 | 5.3 | |
| INDIANA UNIVERSITY CU | 23 | 723,970 | 56 | 6,079,445 | 11 | 3,180,789 | 1 | 500,000 | 91 | 18.8 | 10,484,204 | 12.7 | |
| JPMORGAN CHASE BANK | 0 | 0 | 15 | 1,749,506 | 1 | 200,000 | 1 | 1,100,000 | 17 | 3.5 | 3,049,506 | 3.7 | |
| METLIFE HOME LOANS | 0 | 0 | 0 | 0 | 0 | 0 | 0 | 0 | 0 | 0 | 0 | 0 | 0 |
| MORTGAGE MASTERS | 0 | 0 | 1 | 124,267 | 1 | 236,839 | 0 | 0 | 2 | 0.4 | 361,106 | 0.4 | |
| OWEN COUNTY STATE BANK | 0 | 0 | 0 | 0 | 2 | 525,000 | 2 | 1,300,000 | 4 | 0.8 | 1,825,000 | 2.2 | |
| OLD NATIONAL BANK | 9 | 249,988 | 34 | 3,751,710 | 10 | 2,738,859 | 2 | 1,800,000 | 55 | 11.3 | 8,540,557 | 10.3 | |
| PROVIDENT FUNDING ASSOCS | 0 | 0 | 2 | 295,000 | 0 | 0 | 0 | 0 | 2 | 0.4 | 295,000 | 0.4 | |
| PEOPLES STATE BANK | 1 | 37,500 | 22 | 2,531,444 | 6 | 1,778,500 | 0 | 0 | 29 | 6 | 4,347,444 | 5.3 | |
| REGIONS BANK | 3 | 90,000 | 0 | 0 | 0 | 0 | 0 | 0 | 3 | 0.6 | 90,000 | 0.1 | |
| REGIONS MORTGAGE | 0 | 0 | 10 | 1,213,209 | 1 | 344,500 | 0 | 0 | 11 | 2.3 | 1,557,709 | 1.9 | |
| UNITED COMMERCE BANK | 0 | 0 | 9 | 1,121,683 | 4 | 1,356,773 | 2 | 1,674,294 | 15 | 3.1 | 4,152,750 | 5 | |
| UNITED STATES OF AMERICA | 0 | 0 | 0 | 0 | 0 | 0 | 0 | 0 | 0 | 0 | 0 | 0 | 0 |
| UNION SAVINGS BANK | 1 | 34,300 | 11 | 1,337,012 | 2 | 639,000 | 0 | 0 | 14 | 2.9 | 2,010,312 | 2.4 | |
| WELLS FARGO BANK | 0 | 0 | 5 | 758,405 | 0 | 0 | 0 | 0 | 5 | 1 | 758,405 | 0.9 | |
| All Others | 8 | 172,613 | 62 | 7,033,118 | 18 | 4,967,378 | 2 | 5,232,674 | 90 | 18.6 | 17,405,783 | 21.1 | |
| TOTALS | 57 | 1,641,821 | 321 | 36,916,732 | 93 | 26,921,664 | 14 | 17,139,908 | 485 | 100 | 82,620,125 | 100 | |



People who care. Service you trust.

Dollars - Year-to-Date through May 2012



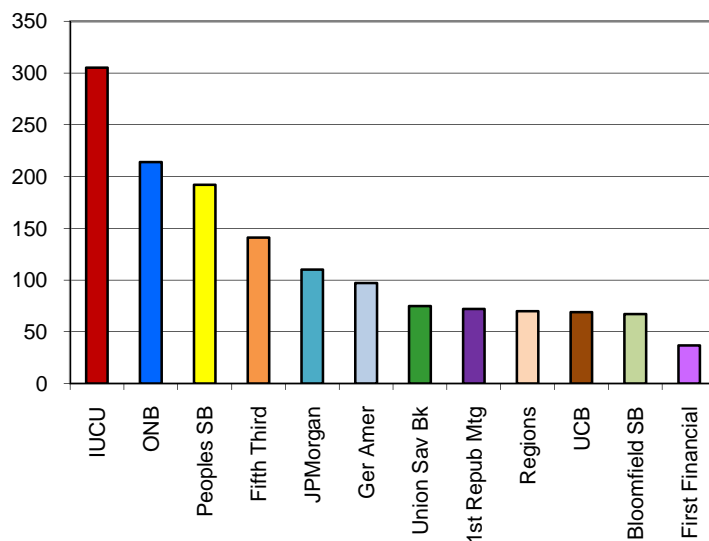
Residential and commercial property mortgages filed in Monroe County during 2012.

| | |
|-----------------|------------|
| ONB | 36,772,962 |
| IUCU | 33,781,467 |
| Peoples SB | 31,272,923 |
| Ger Amer | 25,428,598 |
| Fifth Third | 19,423,733 |
| First Financial | 16,465,873 |
| JPMorgan | 14,514,483 |
| 1st Repub Mtg | 13,431,489 |
| Regions | 12,958,169 |
| UCB | 12,704,893 |
| Union Sav Bk | 9,633,365 |
| Bloomfield SB | 8,316,832 |

Note- Charts & report do not include re-recordings, modifications, or those recorded without a property description. Fifth Third includes Fifth Third Bank & Fifth Third Mtg, Regions includes Regions Bank & Regions Mtg.

Transactions - Year-to-Date through May 2012

| | |
|-----------------|-----|
| IUCU | 305 |
| ONB | 214 |
| Peoples SB | 192 |
| Fifth Third | 141 |
| JPMorgan | 110 |
| Ger Amer | 97 |
| Union Sav Bk | 75 |
| 1st Repub Mtg | 72 |
| Regions | 70 |
| UCB | 69 |
| Bloomfield SB | 67 |
| First Financial | 37 |



Mortgage Report covering all mortgages on Monroe County property, both residential and commercial, filed with the Monroe County Recorder during 2012.

| Lender | 0 to \$49,999 | | \$50,000 to \$199,999 | | \$200,000-\$499,999 | | \$500,000 & up | | Total Docs | % | Total Amount | % |
|--------------------------|---------------|-----------|-----------------------|-------------|---------------------|-------------|----------------|-------------|------------|-------|--------------|-------|
| | Docs | Amount | Docs | Amount | Docs | Amount | Docs | Amount | | | | |
| ALLY BANK | 0 | 0 | 10 | 1,324,813 | 4 | 963,822 | 0 | 0 | 14 | 0.7 | 2,288,635 | 0.5 |
| ALLIED HOME MORTGAGE | 0 | 0 | 1 | 184,050 | 0 | 0 | 0 | 0 | 1 | 0 | 184,050 | 0 |
| BAXTER CREDIT UNION | 4 | 71,809 | 14 | 1,774,550 | 6 | 1,598,270 | 0 | 0 | 24 | 1.1 | 3,444,629 | 0.8 |
| BANK OF AMERICA | 0 | 0 | 10 | 1,101,750 | 5 | 1,495,461 | 1 | 757,500 | 16 | 0.7 | 3,354,711 | 0.8 |
| BLOOMFIELD STATE BANK | 6 | 186,500 | 50 | 5,015,112 | 11 | 3,115,220 | 0 | 0 | 67 | 3.1 | 8,316,832 | 2 |
| CRANE FEDERAL CU | 7 | 175,000 | 14 | 1,475,470 | 4 | 977,800 | 0 | 0 | 25 | 1.2 | 2,628,270 | 0.6 |
| CITIMORTGAGE | 0 | 0 | 0 | 0 | 0 | 0 | 0 | 0 | 0 | 0 | 0 | 0 |
| EVERBANK | 0 | 0 | 6 | 597,300 | 1 | 354,100 | 0 | 0 | 7 | 0.3 | 951,400 | 0.2 |
| FARM CREDIT SERVICES M | 2 | 48,704 | 5 | 557,490 | 3 | 1,101,291 | 0 | 0 | 10 | 0.5 | 1,707,485 | 0.4 |
| FIRST FINANCIAL BANK | 2 | 55,000 | 19 | 1,929,047 | 7 | 2,523,793 | 9 | 11,958,033 | 37 | 1.7 | 16,465,873 | 3.9 |
| FARMERS AND MECHANICS | 1 | 20,000 | 5 | 478,200 | 0 | 0 | 0 | 0 | 6 | 0.3 | 498,200 | 0.1 |
| FIRST REPUBLIC MORTGAGE | 0 | 0 | 44 | 5,230,630 | 28 | 8,200,859 | 0 | 0 | 72 | 3.4 | 13,431,489 | 3.2 |
| FIFTH THIRD BANK | 17 | 439,050 | 15 | 1,361,625 | 1 | 364,000 | 1 | 1,046,000 | 34 | 1.6 | 3,210,675 | 0.8 |
| FIFTH THIRD MORTGAGE | 2 | 88,600 | 80 | 8,884,452 | 25 | 7,240,006 | 0 | 0 | 107 | 5 | 16,213,058 | 3.8 |
| GERMAN AMERICAN BANCORP | 10 | 354,467 | 41 | 4,962,304 | 41 | 12,093,040 | 5 | 8,018,787 | 97 | 4.5 | 25,428,598 | 6 |
| GATEWAY MORTGAGE GROUP | 0 | 0 | 17 | 2,061,786 | 2 | 461,670 | 1 | 617,000 | 20 | 0.9 | 3,140,456 | 0.7 |
| HOOSIER HILLS CU | 3 | 108,600 | 3 | 409,000 | 2 | 542,250 | 0 | 0 | 8 | 0.4 | 1,059,850 | 0.3 |
| HALLMARK HOME MTG | 1 | 40,000 | 41 | 5,624,483 | 18 | 5,244,215 | 0 | 0 | 60 | 2.8 | 10,908,698 | 2.6 |
| INDIANA UNIVERSITY CU | 92 | 2,558,948 | 176 | 19,410,581 | 33 | 9,016,938 | 4 | 2,795,000 | 305 | 14.2 | 33,781,467 | 8 |
| JPMORGAN CHASE BANK | 12 | 129,186 | 82 | 8,949,508 | 15 | 4,335,789 | 1 | 1,100,000 | 110 | 5.1 | 14,514,483 | 3.4 |
| METLIFE HOME LOANS | 0 | 0 | 8 | 881,828 | 6 | 1,576,571 | 0 | 0 | 14 | 0.7 | 2,458,399 | 0.6 |
| MORTGAGE MASTERS | 0 | 0 | 10 | 1,203,885 | 2 | 506,039 | 0 | 0 | 12 | 0.6 | 1,709,924 | 0.4 |
| OWEN COUNTY STATE BANK | 3 | 88,800 | 12 | 1,373,593 | 5 | 1,425,000 | 3 | 1,975,000 | 23 | 1.1 | 4,862,393 | 1.1 |
| OLD NATIONAL BANK | 23 | 659,076 | 154 | 16,958,528 | 32 | 8,875,866 | 5 | 10,279,492 | 214 | 10 | 36,772,962 | 8.7 |
| PROVIDENT FUNDING ASSOCS | 0 | 0 | 10 | 1,563,300 | 1 | 214,400 | 0 | 0 | 11 | 0.5 | 1,777,700 | 0.4 |
| PEOPLES STATE BANK | 23 | 658,518 | 127 | 14,858,609 | 38 | 10,526,646 | 4 | 5,229,150 | 192 | 8.9 | 31,272,923 | 7.4 |
| REGIONS BANK | 6 | 146,250 | 4 | 316,000 | 3 | 894,600 | 1 | 540,000 | 14 | 0.7 | 1,896,850 | 0.4 |
| REGIONS MORTGAGE | 0 | 0 | 34 | 4,173,969 | 21 | 6,058,350 | 1 | 829,000 | 56 | 2.6 | 11,061,319 | 2.6 |
| UNITED COMMERCE BANK | 3 | 87,290 | 47 | 6,185,710 | 17 | 4,757,599 | 2 | 1,674,294 | 69 | 3.2 | 12,704,893 | 3 |
| UNITED STATES OF AMERICA | 0 | 0 | 0 | 0 | 0 | 0 | 0 | 0 | 0 | 0 | 0 | 0 |
| UNION SAVINGS BANK | 4 | 167,050 | 63 | 7,065,935 | 8 | 2,400,380 | 0 | 0 | 75 | 3.5 | 9,633,365 | 2.3 |
| WELLS FARGO BANK | 0 | 0 | 36 | 4,177,342 | 5 | 1,224,848 | 1 | 858,000 | 42 | 2 | 6,260,190 | 1.5 |
| All Others | 38 | 684,879 | 254 | 29,788,745 | 96 | 27,105,442 | 19 | 83,818,074 | 407 | 18.9 | 141,397,140 | 33.4 |
| ===== | ===== | ===== | ===== | ===== | ===== | ===== | ===== | ===== | ===== | ===== | ===== | ===== |
| TOTALS | 259 | 6,767,727 | 1392 | 159,879,595 | 440 | 125,194,265 | 58 | 131,495,330 | 2149 | 100 | 423,336,917 | 100 |



People who care. Service you trust.

Mortgage Report covering all mortgages on Monre County property, both residential and commercial, filed with the Monroe County Recorder during the month of May 2012.

| Lender | 0 to \$75,000 | | \$75,001 to \$199,999 | | \$200,000-\$417,000 | | \$417,001 & up | | Total Docs | % | Total Amount | % | |
|--------------------------|---------------|------------------|-----------------------|-------------------|---------------------|-------------------|----------------|-------------------|------------|------------|-------------------|------------|-----|
| | Docs | Amount | Docs | Amount | Docs | Amount | Docs | Amount | | | | | |
| ALLY BANK | 0 | 0 | 1 | 184,000 | 0 | 0 | 0 | 0 | 0 | 1 | 0.2 | 184,000 | 0.2 |
| ALLIED HOME MORTGAGE | 0 | 0 | 0 | 0 | 0 | 0 | 0 | 0 | 0 | 0 | 0 | 0 | 0 |
| BAXTER CREDIT UNION | 0 | 0 | 5 | 658,450 | 1 | 247,000 | 0 | 0 | 6 | 1.2 | 905,450 | 1.1 | |
| BANK OF AMERICA | 0 | 0 | 2 | 304,550 | 2 | 611,461 | 0 | 0 | 4 | 0.8 | 916,011 | 1.1 | |
| BLOOMFIELD STATE BANK | 6 | 327,700 | 5 | 639,192 | 3 | 844,420 | 0 | 0 | 14 | 2.9 | 1,811,312 | 2.2 | |
| CRANE FEDERAL CU | 2 | 24,000 | 2 | 286,000 | 1 | 250,000 | 0 | 0 | 5 | 1 | 560,000 | 0.7 | |
| CITIMORTGAGE | 0 | 0 | 0 | 0 | 0 | 0 | 0 | 0 | 0 | 0 | 0 | 0 | |
| EVERBANK | 0 | 0 | 0 | 0 | 0 | 0 | 0 | 0 | 0 | 0 | 0 | 0 | |
| FARM CREDIT SERVICES M | 1 | 74,629 | 1 | 167,605 | 1 | 335,495 | 0 | 0 | 3 | 0.6 | 577,729 | 0.7 | |
| FIRST FINANCIAL BANK | 5 | 305,000 | 3 | 294,000 | 0 | 0 | 3 | 4,486,940 | 11 | 2.3 | 5,085,940 | 6.2 | |
| FARMERS AND MECHANICS | 0 | 0 | 0 | 0 | 0 | 0 | 0 | 0 | 0 | 0 | 0 | 0 | |
| FIRST REPUBLIC MORTGAGE | 4 | 258,076 | 10 | 1,194,295 | 7 | 2,114,019 | 0 | 0 | 21 | 4.3 | 3,566,390 | 4.3 | |
| FIFTH THIRD BANK | 4 | 84,350 | 2 | 267,000 | 0 | 0 | 1 | 1,046,000 | 7 | 1.4 | 1,397,350 | 1.7 | |
| FIFTH THIRD MORTGAGE | 1 | 70,000 | 13 | 1,428,883 | 4 | 1,010,150 | 0 | 0 | 18 | 3.7 | 2,509,033 | 3 | |
| GERMAN AMERICAN BANCORP | 4 | 154,300 | 11 | 1,356,550 | 10 | 3,170,698 | 0 | 0 | 25 | 5.2 | 4,681,548 | 5.7 | |
| GATEWAY MORTGAGE GROUP | 0 | 0 | 6 | 731,821 | 1 | 236,000 | 0 | 0 | 7 | 1.4 | 967,821 | 1.2 | |
| HOOSIER HILLS CU | 1 | 34,000 | 1 | 190,000 | 0 | 0 | 0 | 0 | 2 | 0.4 | 224,000 | 0.3 | |
| HALLMARK HOME MTG | 0 | 0 | 16 | 2,220,982 | 7 | 2,134,783 | 0 | 0 | 23 | 4.7 | 4,355,765 | 5.3 | |
| INDIANA UNIVERSITY CU | 37 | 1,607,861 | 42 | 5,195,554 | 11 | 3,180,789 | 1 | 500,000 | 91 | 18.8 | 10,484,204 | 12.7 | |
| JPMORGAN CHASE BANK | 3 | 197,400 | 12 | 1,552,106 | 1 | 200,000 | 1 | 1,100,000 | 17 | 3.5 | 3,049,506 | 3.7 | |
| METLIFE HOME LOANS | 0 | 0 | 0 | 0 | 0 | 0 | 0 | 0 | 0 | 0 | 0 | 0 | |
| MORTGAGE MASTERS | 0 | 0 | 1 | 124,267 | 1 | 236,839 | 0 | 0 | 2 | 0.4 | 361,106 | 0.4 | |
| OWEN COUNTY STATE BANK | 0 | 0 | 0 | 0 | 2 | 525,000 | 2 | 1,300,000 | 4 | 0.8 | 1,825,000 | 2.2 | |
| OLD NATIONAL BANK | 14 | 543,745 | 29 | 3,457,953 | 10 | 2,738,859 | 2 | 1,800,000 | 55 | 11.3 | 8,540,557 | 10.3 | |
| PROVIDENT FUNDING ASSOCS | 0 | 0 | 2 | 295,000 | 0 | 0 | 0 | 0 | 2 | 0.4 | 295,000 | 0.4 | |
| PEOPLES STATE BANK | 4 | 216,400 | 19 | 2,352,544 | 6 | 1,778,500 | 0 | 0 | 29 | 6 | 4,347,444 | 5.3 | |
| REGIONS BANK | 3 | 90,000 | 0 | 0 | 0 | 0 | 0 | 0 | 3 | 0.6 | 90,000 | 0.1 | |
| REGIONS MORTGAGE | 0 | 0 | 10 | 1,213,209 | 1 | 344,500 | 0 | 0 | 11 | 2.3 | 1,557,709 | 1.9 | |
| UNITED COMMERCE BANK | 0 | 0 | 9 | 1,121,683 | 3 | 905,900 | 3 | 2,125,167 | 15 | 3.1 | 4,152,750 | 5 | |
| UNITED STATES OF AMERICA | 0 | 0 | 0 | 0 | 0 | 0 | 0 | 0 | 0 | 0 | 0 | 0 | |
| UNION SAVINGS BANK | 2 | 98,350 | 10 | 1,272,962 | 2 | 639,000 | 0 | 0 | 14 | 2.9 | 2,010,312 | 2.4 | |
| WELLS FARGO BANK | 0 | 0 | 5 | 758,405 | 0 | 0 | 0 | 0 | 5 | 1 | 758,405 | 0.9 | |
| All Others | 18 | 791,330 | 52 | 6,414,401 | 18 | 4,967,378 | 2 | 5,232,674 | 90 | 18.6 | 17,405,783 | 21.1 | |
| TOTALS | 109 | 4,877,141 | 269 | 33,681,412 | 92 | 26,470,791 | 15 | 17,590,781 | 485 | 100 | 82,620,125 | 100 | |

Mortgage Report covering all mortgages on Monre County property, both residential and commercial, filed with the Monroe County Recorder during 2012.

| Lender | 0 to \$75,000 | | \$75,001 to \$199,999 | | \$200,000-\$417,000 | | \$417,001 & up | | Total | % | Total | % |
|--------------------------|---------------|------------|-----------------------|-------------|---------------------|-------------|----------------|-------------|-------|------|-------------|------|
| | Docs | Amount | Docs | Amount | Docs | Amount | Docs | Amount | Docs | | Amount | |
| ALLY BANK | 1 | 75,000 | 9 | 1,249,813 | 4 | 963,822 | 0 | 0 | 14 | 0.7 | 2,288,635 | 0.5 |
| ALLIED HOME MORTGAGE | 0 | 0 | 1 | 184,050 | 0 | 0 | 0 | 0 | 1 | 0 | 184,050 | 0 |
| BAXTER CREDIT UNION | 6 | 197,359 | 12 | 1,649,000 | 6 | 1,598,270 | 0 | 0 | 24 | 1.1 | 3,444,629 | 0.8 |
| BANK OF AMERICA | 2 | 116,000 | 8 | 985,750 | 5 | 1,495,461 | 1 | 757,500 | 16 | 0.7 | 3,354,711 | 0.8 |
| BLOOMFIELD STATE BANK | 20 | 1,038,600 | 36 | 4,163,012 | 11 | 3,115,220 | 0 | 0 | 67 | 3.1 | 8,316,832 | 2 |
| CRANE FEDERAL CU | 10 | 358,620 | 11 | 1,291,850 | 4 | 977,800 | 0 | 0 | 25 | 1.2 | 2,628,270 | 0.6 |
| CITIMORTGAGE | 0 | 0 | 0 | 0 | 0 | 0 | 0 | 0 | 0 | 0 | 0 | 0 |
| EVERBANK | 3 | 191,300 | 3 | 406,000 | 1 | 354,100 | 0 | 0 | 7 | 0.3 | 951,400 | 0.2 |
| FARM CREDIT SERVICES M | 4 | 194,733 | 3 | 411,461 | 2 | 655,802 | 1 | 445,489 | 10 | 0.5 | 1,707,485 | 0.4 |
| FIRST FINANCIAL BANK | 8 | 423,000 | 13 | 1,561,047 | 4 | 1,165,219 | 12 | 13,316,607 | 37 | 1.7 | 16,465,873 | 3.9 |
| FARMERS AND MECHANICS | 3 | 163,000 | 3 | 335,200 | 0 | 0 | 0 | 0 | 6 | 0.3 | 498,200 | 0.1 |
| FIRST REPUBLIC MORTGAGE | 5 | 327,676 | 39 | 4,902,954 | 28 | 8,200,859 | 0 | 0 | 72 | 3.4 | 13,431,489 | 3.2 |
| FIFTH THIRD BANK | 22 | 742,040 | 10 | 1,058,635 | 1 | 364,000 | 1 | 1,046,000 | 34 | 1.6 | 3,210,675 | 0.8 |
| FIFTH THIRD MORTGAGE | 10 | 635,171 | 72 | 8,337,881 | 25 | 7,240,006 | 0 | 0 | 107 | 5 | 16,213,058 | 3.8 |
| GERMAN AMERICAN BANCORP | 16 | 748,967 | 35 | 4,567,804 | 40 | 11,618,040 | 6 | 8,493,787 | 97 | 4.5 | 25,428,598 | 6 |
| GATEWAY MORTGAGE GROUP | 1 | 73,400 | 16 | 1,988,386 | 2 | 461,670 | 1 | 617,000 | 20 | 0.9 | 3,140,456 | 0.7 |
| HOOSIER HILLS CU | 4 | 168,600 | 2 | 349,000 | 2 | 542,250 | 0 | 0 | 8 | 0.4 | 1,059,850 | 0.3 |
| HALLMARK HOME MTG | 2 | 97,141 | 40 | 5,567,342 | 18 | 5,244,215 | 0 | 0 | 60 | 2.8 | 10,908,698 | 2.6 |
| INDIANA UNIVERSITY CU | 133 | 5,113,329 | 135 | 16,856,200 | 33 | 9,016,938 | 4 | 2,795,000 | 305 | 14.2 | 33,781,467 | 8 |
| JPMORGAN CHASE BANK | 34 | 1,511,042 | 60 | 7,567,652 | 13 | 3,366,202 | 3 | 2,069,587 | 110 | 5.1 | 14,514,483 | 3.4 |
| METLIFE HOME LOANS | 2 | 101,020 | 6 | 780,808 | 6 | 1,576,571 | 0 | 0 | 14 | 0.7 | 2,458,399 | 0.6 |
| MORTGAGE MASTERS | 0 | 0 | 10 | 1,203,885 | 2 | 506,039 | 0 | 0 | 12 | 0.6 | 1,709,924 | 0.4 |
| OWEN COUNTY STATE BANK | 6 | 274,600 | 9 | 1,187,793 | 5 | 1,425,000 | 3 | 1,975,000 | 23 | 1.1 | 4,862,393 | 1.1 |
| OLD NATIONAL BANK | 48 | 2,264,893 | 129 | 15,352,711 | 32 | 8,875,866 | 5 | 10,279,492 | 214 | 10 | 36,772,962 | 8.7 |
| PROVIDENT FUNDING ASSOCS | 0 | 0 | 10 | 1,563,300 | 1 | 214,400 | 0 | 0 | 11 | 0.5 | 1,777,700 | 0.4 |
| PEOPLES STATE BANK | 43 | 1,857,793 | 107 | 13,659,334 | 38 | 10,526,646 | 4 | 5,229,150 | 192 | 8.9 | 31,272,923 | 7.4 |
| REGIONS BANK | 8 | 246,250 | 2 | 216,000 | 2 | 444,600 | 2 | 990,000 | 14 | 0.7 | 1,896,850 | 0.4 |
| REGIONS MORTGAGE | 3 | 219,765 | 31 | 3,954,204 | 21 | 6,058,350 | 1 | 829,000 | 56 | 2.6 | 11,061,319 | 2.6 |
| UNITED COMMERCE BANK | 5 | 209,740 | 45 | 6,063,260 | 16 | 4,306,726 | 3 | 2,125,167 | 69 | 3.2 | 12,704,893 | 3 |
| UNITED STATES OF AMERICA | 0 | 0 | 0 | 0 | 0 | 0 | 0 | 0 | 0 | 0 | 0 | 0 |
| UNION SAVINGS BANK | 19 | 1,119,050 | 48 | 6,113,935 | 8 | 2,400,380 | 0 | 0 | 75 | 3.5 | 9,633,365 | 2.3 |
| WELLS FARGO BANK | 8 | 537,420 | 28 | 3,639,922 | 5 | 1,224,848 | 1 | 858,000 | 42 | 2 | 6,260,190 | 1.5 |
| All Others | 82 | 3,416,655 | 210 | 27,056,969 | 94 | 26,224,681 | 21 | 84,698,835 | 407 | 18.9 | 141,397,140 | 33.4 |
| TOTALS | 508 | 22,422,164 | 1143 | 144,225,158 | 429 | 120,163,981 | 69 | 136,525,614 | 2149 | 100 | 423,336,917 | 100 |